



icc.edu/library

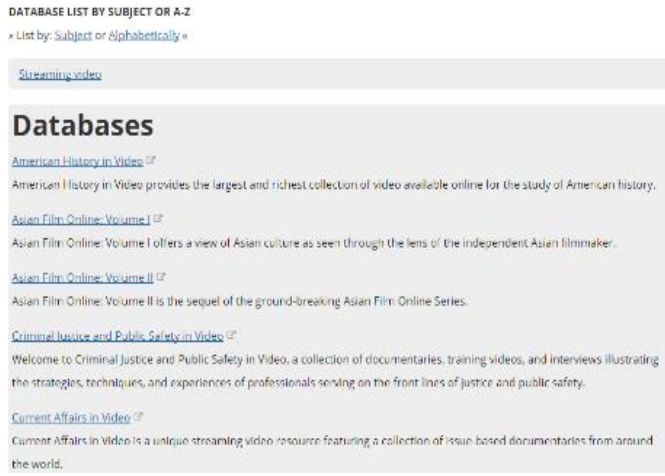
Films on Demand Guide for Students

A. Finding Films on Demand on the Library website:

Step 1: From the homepage of [ICC Library website](http://icc.edu/library) locate the "Library Collections" menu and click on "**Streaming Video.**"

The screenshot shows the top navigation bar of the ICC Library website. It features four search categories: "SEARCH FOR books/dvds" (blue), "SEARCH FOR articles" (orange), "SEARCH IN i-share" (green), and "SEARCH FOR everything" (yellow). Below this is a search bar with a "Keyword" dropdown and a "SEARCH BOOKS/DVDS" button. The main content area is titled "Library QuickLinks" and is divided into two columns. The left column, "LIBRARY COLLECTIONS", lists several options: "Books & Videos", "Databases & Articles", "E-Books", "Streaming Videos", "E-Journals", "Course Materials on Reserve", "ICC Archives", and "New in the Library Catalog". A large red arrow points to the "Streaming Videos" link. The right column, "LIBRARY SERVICES", lists: "My Library Account", "Ask A Librarian", "Borrow from Other Libraries", "Print, Copy, Scan and Fax at the Library", "Technology for Checkout", "Citation Help", "Reference Services", and "Research Guides".

Step 2: From the “**Streaming Video**” page locate the **Films on Demand** link. Clicking the link will take you directly to **Films on Demand**.



DATABASE LIST BY SUBJECT OR A-Z
» List by: Subject or alphabetically »

[Streaming video](#)

Databases

[American History in Video](#) ^{CF}
American History in Video provides the largest and richest collection of video available online for the study of American history.

[Asian Film Online: Volume I](#) ^{CF}
Asian Film Online: Volume I offers a view of Asian culture as seen through the lens of the independent Asian filmmaker.

[Asian Film Online: Volume II](#) ^{CF}
Asian Film Online: Volume II is the sequel of the ground-breaking Asian Film Online Series.

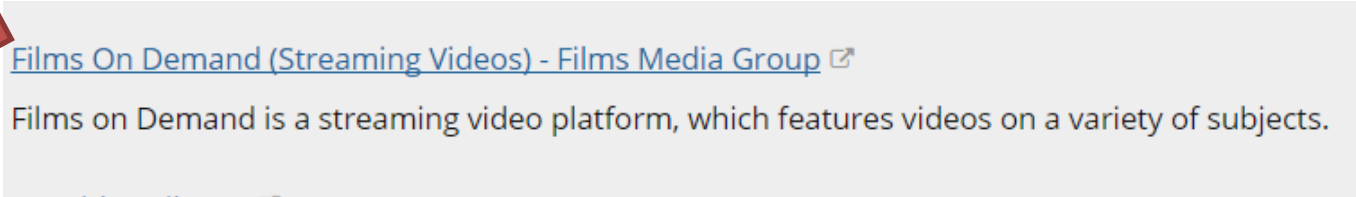
[Criminal Justice and Public Safety in Video](#) ^{CF}
Welcome to Criminal Justice and Public Safety in Video, a collection of documentaries, training videos, and interviews illustrating the strategies, techniques, and experiences of professionals serving on the front lines of justice and public safety.

[Current Affairs in Video](#) ^{CF}
Current Affairs in Video is a unique streaming video resource featuring a collection of issue-based documentaries from around the world.

Did you know?

The ICC Library subscribes to a number of different streaming media services. The new website lists them all on the [Streaming Videos](#) page.

Tip: Films on Demand is located in the middle of the page.



[Films On Demand \(Streaming Videos\) - Films Media Group](#) ^{CF}

Films on Demand is a streaming video platform, which features videos on a variety of subjects.

Three Ways to Get to Films on Demand:

The permanent link to Films on Demand “lives” on the Streaming Video page which can be accessed in the following ways:

- From the homepage (see steps above)
- Under Collections on the “For Students” page
 - Look for “Steaming Videos” listed under “Collections”
 - Repeat step 2 (above)
- From the “Search” page
 - Select “Streaming Videos” on the Databases by Subject Menu and Repeat step 2 (above)
 - Use the A-Z database list, click “F” and locate Films on Demand

From off-campus sign-in with your ICC username and password.
Faculty/Staff need to select the USR button before clicking login.

B. Navigating the Films on Demand Database:

Learn how to find and play a video in Films on Demand.

Find a video

- Browse by Subject Index
- Browse by Producer Index
- Search by title or subject

Figure 1:

The screenshot shows the top navigation bar of the Films on Demand website. The 'Infobase' logo is on the left, followed by the 'FILMS ON DEMAND' logo. A search box contains the text 'Search 24,105 titles and 247,903 segments'. To the right of the search box is a magnifying glass icon and the word 'LIBRARY' with a colorful logo. Below the navigation bar, there are two sections: 'Most Popular' and 'Recently Added'. Each section displays a grid of video thumbnails with play buttons. A red arrow points from a text box to the search box, and another red arrow points from a text box to the menu icon.

Search Box: keyword search for a title or subject

Menu: Use the menu to browse by Subject Index or Producer Index

Figure 2:

This close-up shows the navigation bar elements. On the left is a 'MENU' icon consisting of three horizontal lines. Next to it is the 'FILMS ON DEMAND' logo. To the right is a search box with the text 'Search 24,105 titles and 247,903 segments' and a magnifying glass icon. Below the search box is the text 'Advanced Search'. To the right of the search box is the text 'Search Box'.

Menu

Search Box

Viewing Results

- Click on the title for a longer description and segment information

Search Results For Ellis Island

Videos (104)

Sorted by: Relevance

[Save Search](#) [Export All Titles](#)



Forgotten **Ellis Island** 56:31

SEGMENTS IN THIS VIDEO

Ellis Island was the gateway for millions of immigrants to the United States as the site of the nati...

© 2007 PBS

[Share](#) [Add to](#)

Narrow Results

- ▼ All Subjects
 - ▶ Anthropology
 - ▶ Archival Films & Newsreels
 - ▶ Art & Architecture
 - ▶ Business & Economics
 - ▶ Criminal Justice & Law
 - ▶ Education
 - ▶ Engineering

Click the Arrow to Play



Now Playing | Related | Share | Add to | Citation | Custom Segment

Ellis Island (FULL VIDEO) (02:15:52)

12,790
VIEWS

02:15:52 | 38 Segments | © 1987 | TITLE DETAILS

Show Segments

Show Transcript

▶ Play Full Title Continuous Play

04:22 Arriving in America
Segment 1 of 38

05:38 "The Czar Doesn't
Live in a Place Like
This!"
Segment 2 of 38

02:34 "Bless Me Here I
Go!"
Segment 3 of 38

03:08 "You Gave the Right
to Sell Your Labor!"
Segment 4 of 38

03:50 "If You Survive the
Journey, You're
Home I see!"
Segment 5 of 38

B. Playing Embedded Films on Demand Videos from Blackboard- On Campus

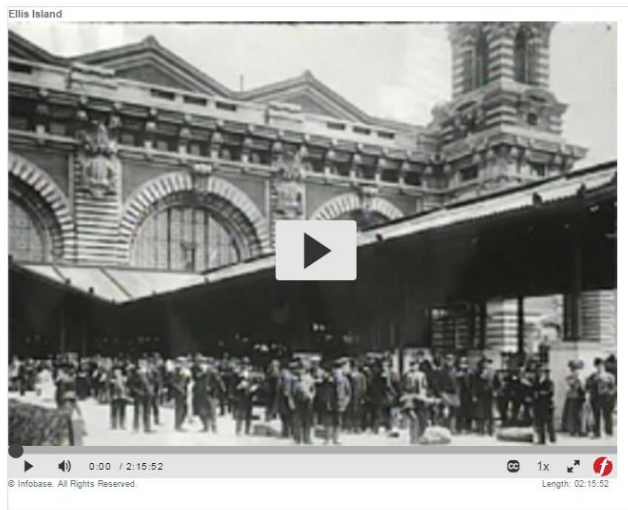
Click the arrow to start the film.



Assignment 2

Please watch this streaming video on Ellis Island before class on 9/7/2016. We will discuss in class.

IMPORTANT: If viewing from off campus you will need to sign in with your ICC user name and password.



C. Playing Embedded Films on Demand Videos from Blackboard – Off Campus

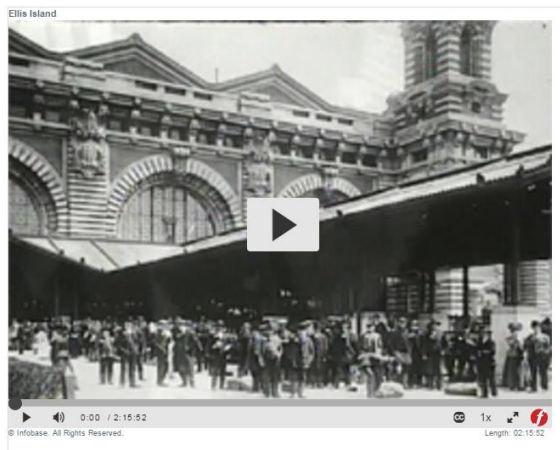
Step 1: Click the arrow



Assignment 2

Please watch this streaming video on Ellis Island before class on 9/7/2016. We will discuss in class.

IMPORTANT: If viewing from off campus you will need to sign in with your ICC user name and password.



Step 2: Sign in with your ICC user name and password to watch the film.

The screenshot shows the Illinois Central College Library Database Access login page. At the top left is the Illinois Central College logo. To its right is the word "LIBRARY" in large blue letters, with "EAST PEORIA • DOWNTOWN PEORIA, THOMAS BUILDING • ICC NORTH, CEDAR HALL" in smaller text below it. The main heading is "Library Database Access". Below this are fields for "Username:" and "Password:", each with a "Show/Hide" icon. The "Domain:" section has radio buttons for "LAB" (selected) and "USR", followed by a "Login" button. A paragraph of instructions follows: "Students, please select LAB domain. Your user name is generally your initials and three numbers, followed by an additional letter. Your default password is ICC##### (the last 5 digits of your social security number)." At the bottom, there is a copyright notice: "Copyright © 2004 - Illinois Central College :: 1 College Drive, East Peoria, IL 61635-0001 :: (309) 694-5-ICC".

Tips for off-campus login:

- Your user name is generally your initials and three numbers. Try the first part of your ICC email address without the @lab.icc.edu.
- The default password is ICC##### (the last five digits of your Social Security number)
- The LAB option for Domain must be selected (see below). LAB is the default setting.
- Please call the Library at (309) 694-5355 or the Help Desk at (309) 694-5457 for assistance.

Library Database Access

This is a close-up of the login form. It shows the "Username:" and "Password:" fields, both with "Show/Hide" icons. Below them are the "Domain:" radio buttons for "LAB" (selected) and "USR", and a "Login" button. A yellow arrow points to the "Password:" field.

Students, please select LAB domain. Your user name is generally your initials and three numbers, followed by an additional letter. Your default password is ICC##### (the last 5 digits of your social security number).

Step 3: Press play to view the video.

D. Play a linked Films on Demand Video – On Campus

Step 1: Click the link



Assignment 3



Please watch this streaming video on [Ellis Island](#) before class on 9/7/2016. We will discuss it in class.

Step 2: Press play to view the video.

E. Play a Linked Films on Demand Video – Off Campus

Step 1: Click the link

Step 2: Sign in with your ICC user name and password. See login instructions above.

The image shows the login page for the Illinois Central College Library Database Access. At the top left is the Illinois Central College logo. To its right is the word "LIBRARY" in large blue letters, with "EAST PEORIA • DOWNTOWN PEORIA, THOMAS BUILDING • ICC NORTH, CEDAR HALL" written below it. The main heading is "Library Database Access". Below this are fields for "Username:" and "Password:", both with masked input boxes. The "Domain:" section has radio buttons for "LAB" (selected) and "USR", followed by a "Login" button. A paragraph of instructions follows: "Students, please select LAB domain. Your user name is generally your initials and three numbers, followed by an additional letter. Your default password is ICC#### (the last 5 digits of your social security number)." At the bottom, there is a copyright notice: "Copyright © 2004 - Illinois Central College :: 1 College Drive, East Peoria, IL 61635-0001 :: (309) 694-5-ICC".